

# Spinsolve 60 Carbon

## 60 MHz carbon benchtop NMR

The Spinsolve 60 Carbon benchtop NMR spectrometer gives you a remarkable 60 MHz NMR spectrometer in a compact benchtop instrument. The spectrometer is capable of a wide range of  $^1\text{H}$ ,  $^{19}\text{F}$ , and  $^{13}\text{C}$  NMR experiments. The software is beautiful and easy for anyone to use. You can also quickly automate running multiple experiments with flexible scripting.

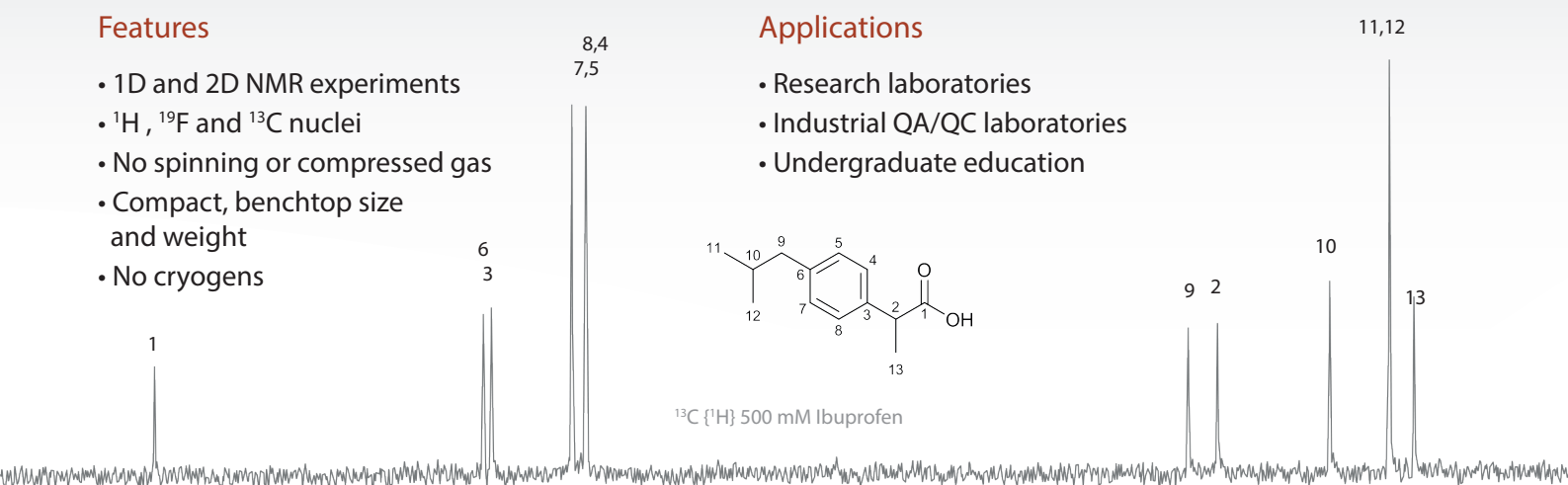


### Features

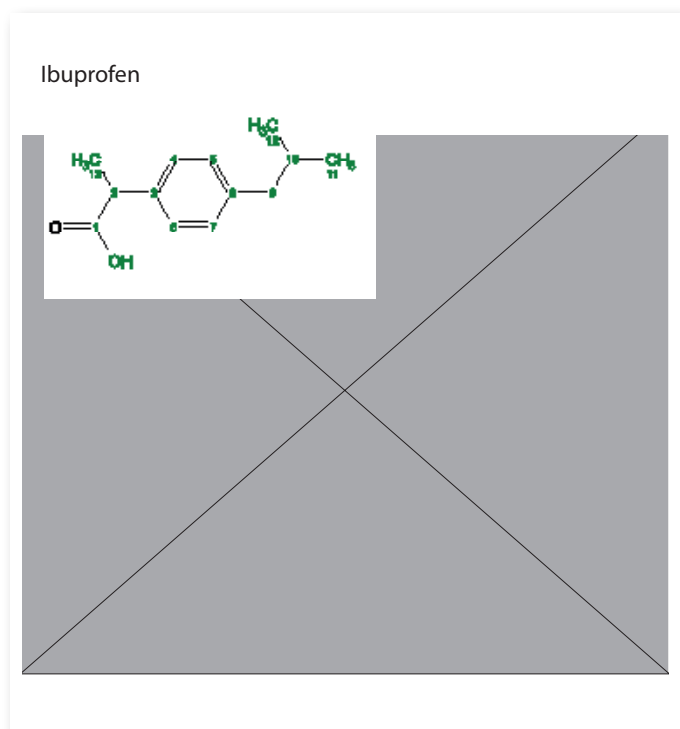
- 1D and 2D NMR experiments
- $^1\text{H}$ ,  $^{19}\text{F}$  and  $^{13}\text{C}$  nuclei
- No spinning or compressed gas
- Compact, benchtop size and weight
- No cryogenics

### Applications

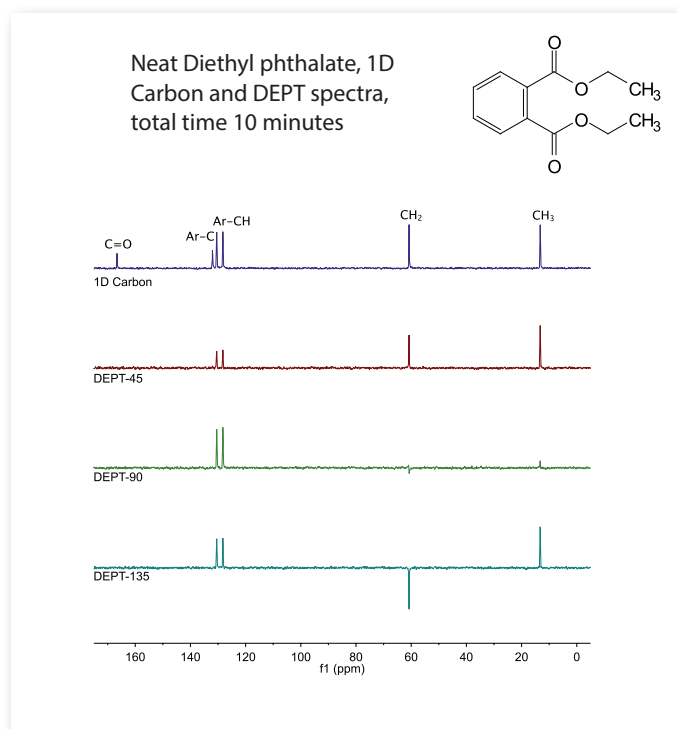
- Research laboratories
- Industrial QA/QC laboratories
- Undergraduate education



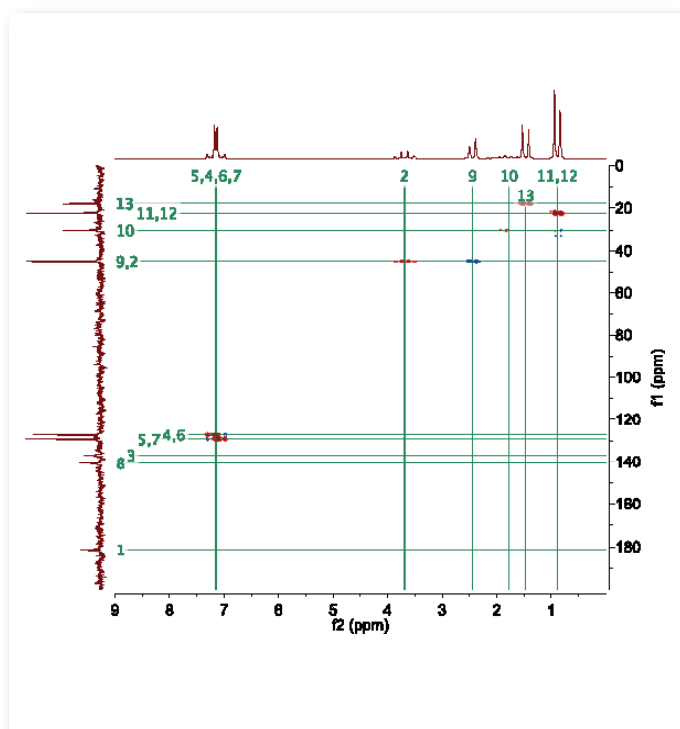
## Spectra from the Spinsolve 60 Carbon benchtop NMR




2 M Ibuprofen, 1D proton, single scan, 10 seconds



Neat Diethyl phthalate. 1D Carbon plus three DEPT spectra, total time 10 minutes



2 M Ibuprofen, HSQC-ME, ~1 hour



2 M Ibuprofen, HMBC, ~2 hours

# Software

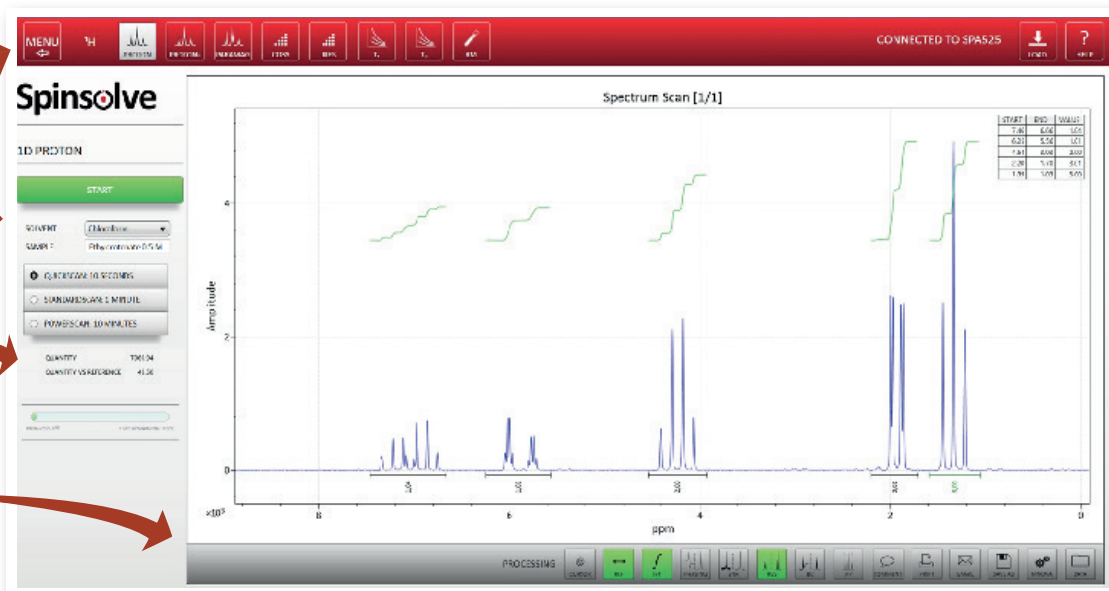
The Spinsolve software is beautifully simple and easy to use, with a clean and intuitive user interface.

Easy experiment selection in the upper menu

Single button start


Progress bar

One-click processing buttons



## Simple menu structure


1. Click to choose nucleus
2. Click to choose experiment
3. Click Start (watch status on the progress bar)
4. Click any processing you wish to apply



## Automate experiments with scripts

A range of script templates are provided for easy user modification. Scripts are displayed graphically to provide a clear picture of the sequence.

This script runs a sequence of a 1D proton, a 1D carbon, a DEPT, an HSQC-ME, and an HMBC.



# Spinsolve® 60 Carbon



## Specifications

- Nuclei:  $^1\text{H}$ ,  $^{19}\text{F}$ ,  $^{13}\text{C}$
- Operating frequency: 60 MHz ( $^1\text{H}$ )
- $^1\text{H}$  50% Linewidth: < 0.5 Hz
- $^1\text{H}$  0.55% Linewidth: < 20 Hz
- $^1\text{H}$  Sensitivity: >130:1 for 1% Ethyl Benzene
- Operating Temperature Range: 20° C to 25° C (68° F to 77° F)
- Dimensions: 58 x 43 x 40 cm (23" x 17" x 16")
- Weight: 60 kg (120 lb)
- Stray Field: < 2 G all around system
- Power requirement: 110-240V AC



## Pulse sequences available on the Spinsolve 60 Carbon spectrometer

Proton	Fluorine	Carbon
1D	1D	1D
Paramagnetic	Paramagnetic	DEPT
2D COSY	2D F - COSY	HETCOR
2D TOCSY	2D F - JRES	HMBC
2D JRES	2D FH - COSY	HMQC
$T_1$ , $T_2$	Reaction Monitoring	HSQC
Reaction Monitoring		HSQC-ME

Other sequences may be available, contact Magritek for details.

Contact us now for a quote, to request a demo or to measure your samples

Email: [sales@magritek.com](mailto:sales@magritek.com)

Website: [www.magritek.com/contact-us](http://www.magritek.com/contact-us)

GERMANY +49 241 9278 7270

UNITED STATES +1 855 667 6835

UNITED KINGDOM +44 7468 529 615

NEW ZEALAND +64 4 477 7096

For a complete listing of our global offices and distributors visit: [www.magritek.com/about-us/distributors/](http://www.magritek.com/about-us/distributors/)